


8572/14-306 Art. No. 242341



- Wear-free, corrosion-protected contacts even in an aggressive atmosphere
- Wide temperature range for use
- High mechanical impact and shock resistance
- Perfect protection against the ingress of liquids and dust
- 3D data available to download from the website

MY R. STAHL 8572B



R. STAHL Series 8572/14 coupler are 3-pole 16 A compact coupler made from robust plastic for voltages up to 277 V. Self-cleaning lamellar contacts provide optimum contact and the floating pins allow the plugs to be inserted and removed in the zero position with minimum effort. The integrated locking mechanism prevents disconnection under load.

Technical Data

Explosion Protection

| | |
|---------------------------------|--|
| Scope of validity | European Union (ATEX) IECEX China (CQST) |
| Application range (zones) | 1 2 21 22 |
| IECEX gas certificate | IECEX PTB 16.0027 |
| IECEX gas explosion protection | Ex db eb IIC T6 Gb |
| IECEX dust certificate | IECEX PTB 16.0027 |
| IECEX dust explosion protection | Ex tb IIIC T75 °C Db |
| ATEX gas certificate | PTB 16 ATEX 1015 |
| ATEX gas explosion protection | Ex II 2 G Ex db eb IIC T6 Gb |
| ATEX dust certificate | PTB 16 ATEX 1015 |
| ATEX dust explosion protection | Ex II 2 D Ex tb IIIC T75 °C Db |
| Certificates | ATEX (PTB), China (CQST), IECEX (PTB) |
| Declaration of Conformity | ATEX (EUK), China (CCC) |

Electrical Data

| | |
|------------------------------|--------------------------------------|
| Rated operational voltage AC | 200 to 250 V AC |
| Rated operational current | max. 16 A |
| Electrical service life | > 5x10 ³ switching cycles |
| Mechanical service life | > 5x10 ³ switching cycles |
| Type of voltage | Low voltage |
| Frequency range | 50 / 60 Hz |

Device Specific Data

| | |
|---|---------|
| Back-up fuse with thermal protection | 35 A gG |
| Back-up fuse without thermal protection | 16 A gG |

8572/14-306 Art. No. 242341

Ambient Conditions

| | |
|--------------------------|--|
| Ambient temperature | -50 °C to +65 °C |
| Ambient temperature | -58 °F to +149 °F |
| Ambient temperature note | For further information, see the operating instructions. |

Mechanical Data

| | |
|--|---|
| Degree of protection IP (IEC 60529) | IP66 |
| IP degree of protection (IEC 60079) | IP64 |
| Enclosure material | Polyamide, Glass fibre reinforced |
| Silicone-free | No |
| Silicone-free note | Optional: Silicone-free variant available on request (ambient temperature -40 °C to +65 °C) |
| Finely stranded connection cross-section | 1 x 0.75 mm ² ... 1 x 4 mm ² |
| Finely stranded connection cross-section AWG | 1 x AWG 18 ... 1 x AWG 12 |
| Width | 77 mm |
| Width in inches | 3.07 in |
| Height | 83.5 mm |
| Height, inches | 3.29 in |
| Length | 243 mm |
| Length, inches | 9.57 in |
| Impact strength (IEC 60079) | 7 J |
| Colour code | Blue |
| Coding (clock hour position) | 6 |
| Series | SolConeX |
| Detailed number of poles | 2 P + PE |
| Weight | 380 g |
| Weight | 0.84 lb |

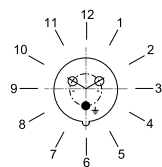
Mounting / Installation

| | |
|------------|----------------|
| Connection | Screw terminal |
|------------|----------------|

Components

| | |
|---------------------|----------------|
| Cable diameter | 8 – 15 mm |
| Cable diameter inch | 0.31 – 0.59 in |

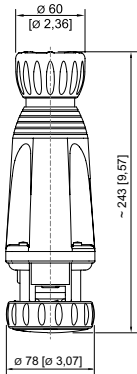
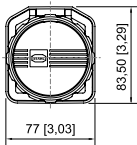
Technical Drawings – Subject to Alterations



Position of clock hour position
Example: 6 h position

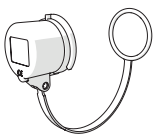
8572/14-306 Art. No. 242341

Dimensional Drawings (All Dimensions in mm [inches]) – Subject to Alterations



Coupling

Accessories

| Protective cap for Series 8570 plug | | Art. No. |
|--|--------|----------|
|  | 3-pole | 150496 |

We reserve the right to make alterations to the technical data, dimensions, weights, designs and products available without notice. The illustrations cannot be considered binding.